


WALKING THROUGH A Songline

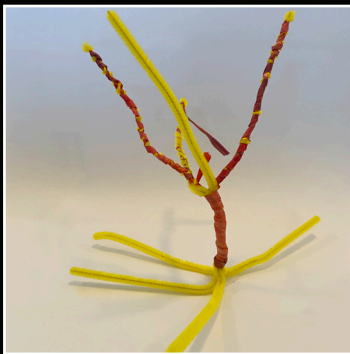
MAKE A FAMILY TREE

For thousands of years Aboriginal and Torres Strait Islander peoples have expressed their cultural identity through stories of their connection to Country. In the Seven Sisters songline, the activities of Ancestral beings are recorded in the features of the land, such as rock formations and waterholes.


Can you think of a place that is important to you and your family? Create a tree from there that represents your family and friends.



1 Create your frame by twisting pipe-cleaners to turn them into a tree shape. Make sure the tree has long roots at the bottom so it can stand up. Add more branches by twisting extra pipe-cleaners around the top.



2 Wind the raffia around the tree, from the bottom to the top. Wind it tightly and close together, tying knots to keep everything in place.



3 Make flowers by folding the crepe paper in half and tying it around your tree with the raffia. Add beads and feathers to the branches using raffia, or string the beads directly onto the pipe-cleaners to make your creation unique.

SHARE YOUR CREATION

Tag us on Instagram or Twitter @sydlivmus #WalkingSongline